

SOVE membership survey

▶ Spring 2020

Membership survey methods

- ▶ SOVE members were solicited for participation twice via email
- ▶ Questionnaire completed on-line
- ▶ Open-ended questions categorized by SOVE president who designed the survey. Most common responses indicated in the following slides.

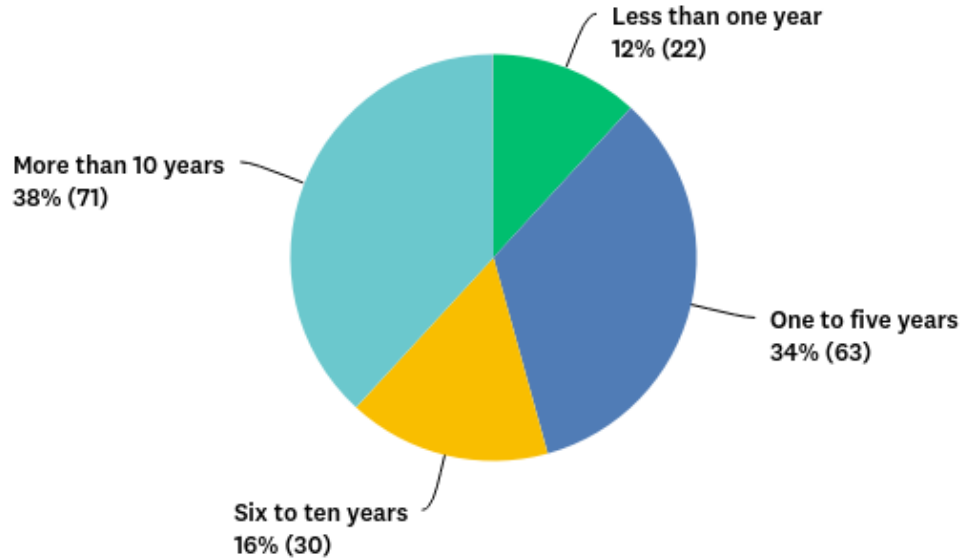
Survey Respondent Characteristics

The background of the slide is white with abstract, overlapping green geometric shapes on the right side. These shapes include various shades of green, from light to dark, forming a complex, layered pattern that resembles a stylized leaf or a modern architectural design. The shapes are primarily located on the right half of the slide, with some extending towards the center.

What type of SOVE membership do you have?

ANSWER CHOICES	RESPONSES	
Student	5%	11
Regular	65%	141
Retired	9%	20
Sustaining	4%	8
Reduced membership rate	4%	8
Not sure	7%	16
Not a member	6%	14
TOTAL		218

How long have you been a member of SOVE?



What is your age?

ANSWER CHOICES	RESPONSES	
18 to 24	1%	1
25 to 34	10%	18
35 to 44	20%	37
45 to 54	20%	36
55 to 64	29%	52
65 to 74	15%	28
75 or older	5%	10
TOTAL		182

What is your gender?

ANSWER CHOICES	RESPONSES	
Female	35%	62
Male	64%	114
Transgender man or woman or gender nonconforming	0%	0
Decline to state	2%	3
Other (please specify)	0%	0
TOTAL		179

What is your gender (by length of SOVE membership)?

Length of SOVE membership	Percent female
1 to 5 years	53%
6 to 10 years	31%
More than 10 years	23%

What state or country do you live in?

Location	Percent	Number
Non-USA*	27	42
California	24	38
Florida	11	17
Colorado	4	6
Other states**	35	55
Total	100	158

* 16 India, 13 Europe, 3 South America, 2 Asia, 2 Africa, 2 Canada, 1 Mexico, 1 Caribbean, 1 Australia,

** 27 states and Puerto Rico

Where do you live (by length of SOVE membership)?

Length of SOVE membership	USA	Other country	Total
Less than 1 year	8 (44%)	10 (56%)	18
1 to 5 years	28 (65%)	15 (35%)	43
6 to 10 years	19 (82%)	4 (18%)	23
More than 10 years	50 (86%)	8 (14%)	58

What best describes your work status?

ANSWER CHOICES	RESPONSES	
Student	5%	10
University/academia	29%	53
Mosquito or vector control operation	21%	39
State or local government	7%	13
Federal government	14%	25
Retired	10%	18
Other (please specify)	13%	24
TOTAL		182

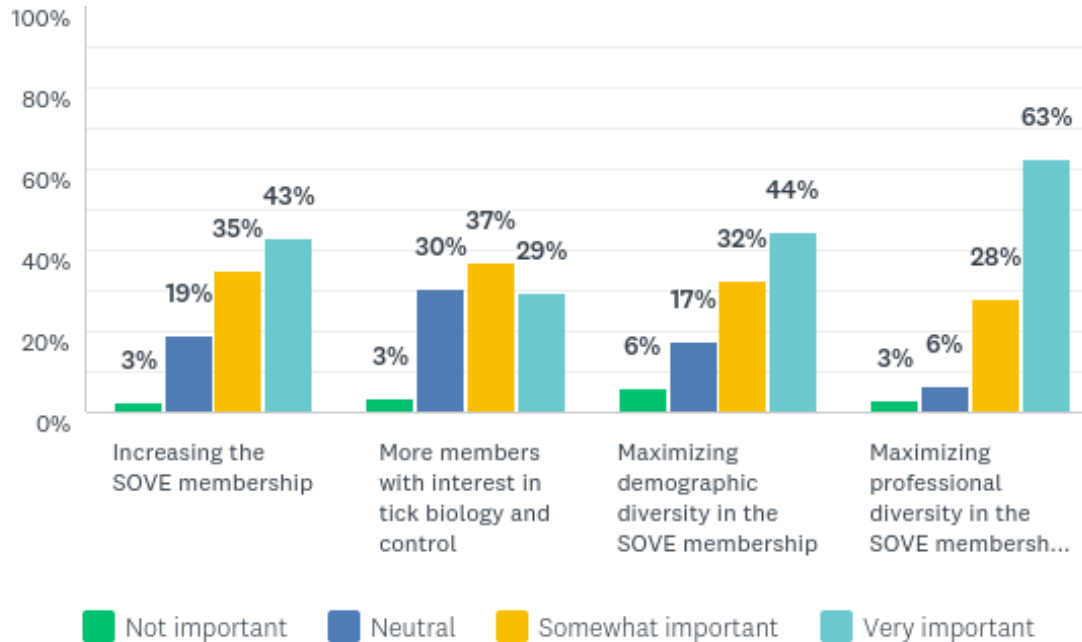
Top-Line Priorities for SOVE



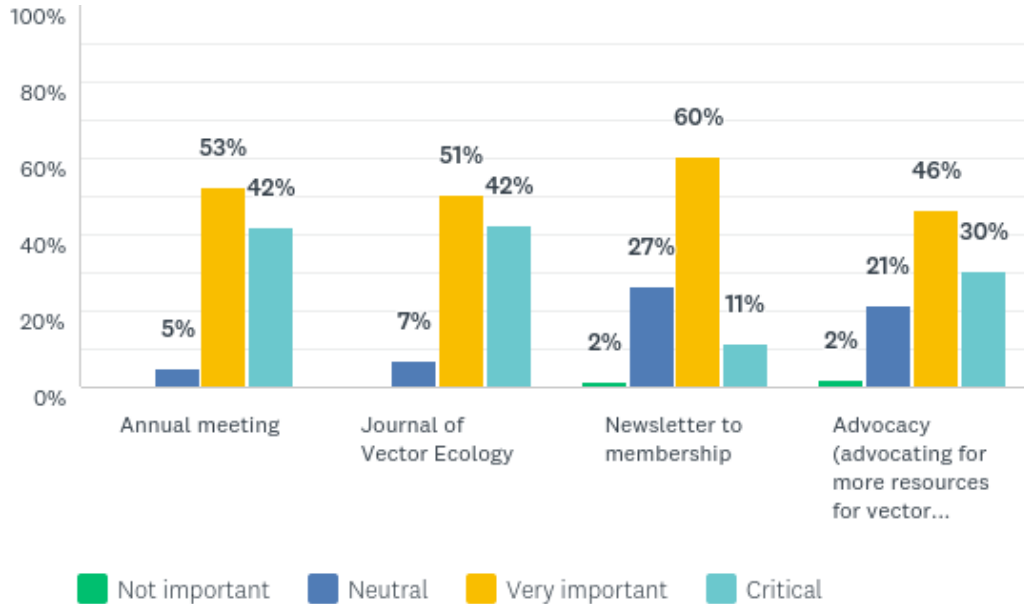
What is the most important reason you belong to SOVE? (Most common reasons indicated)

Reason	Number
Networking	72
Topic area relevant to work/interests	41
Gain research knowledge	26
Sharing of information	23
Annual meeting	19
Support research/professional society	16
Publication/journal	12

How important are the following for SOVE?



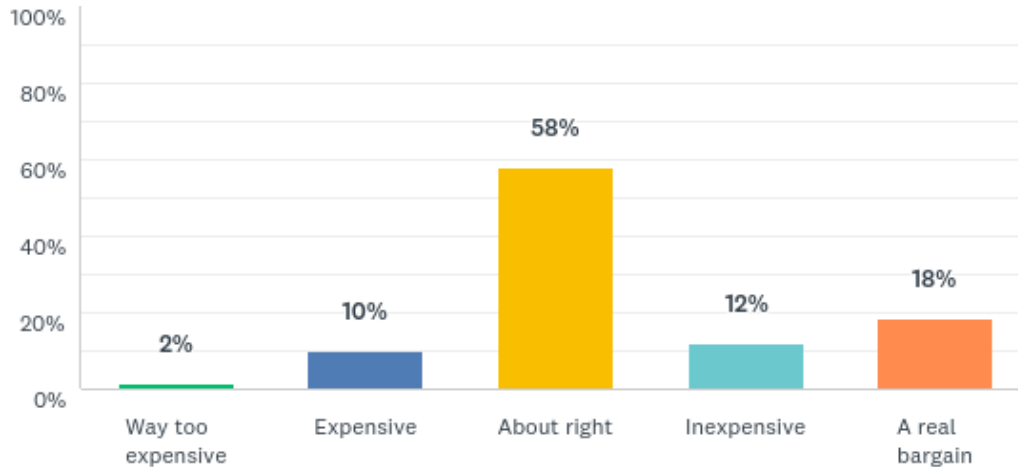
How important are the following activities of SOVE?



Are there activities you would like SOVE to do that it is currently not doing? (most common answers indicated)

Activity	Number
Virtual training/workshops	11
Increase communication with members/more member participation	5
More representation internationally/support for developing country researchers	3

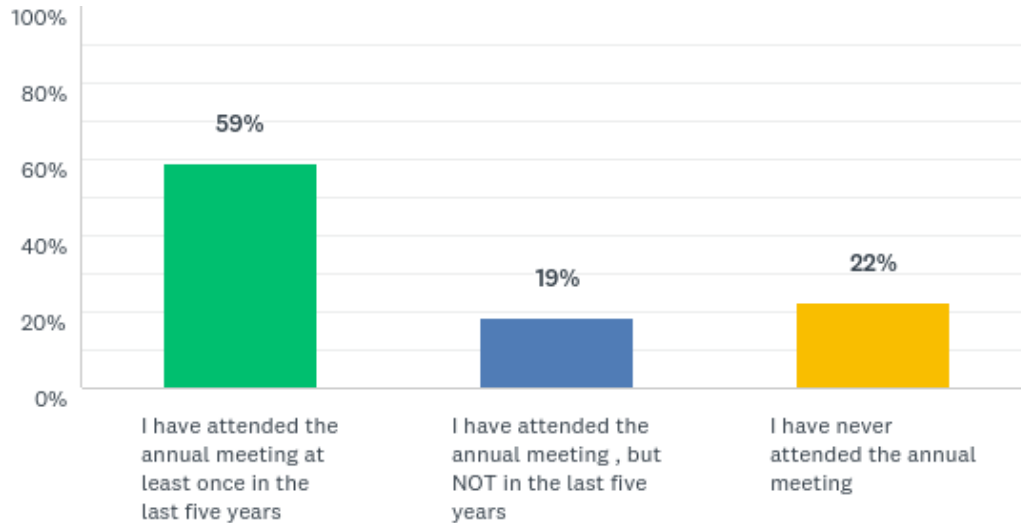
What do you think about the pricing of the SOVE membership dues (\$70 regular membership, \$35 student membership)?



Annual Meeting

The background features a complex, abstract design of overlapping, semi-transparent green polygons in various shades, ranging from light lime green to dark forest green. These shapes are primarily concentrated on the right side of the page, creating a dynamic, layered effect. The left side of the page is mostly white, providing a clean space for the text.

What best describes your attendance at the annual meeting?



In years that you did not attend the SOVE annual meeting, what were the main reasons that you did not attend? Check all that apply.

ANSWER CHOICES	RESPONSES	
Registration too expensive	17%	30
Travel too expensive (e.g., air fare, ground transportation, hotel)	47%	84
Employer did not give permission to attend	24%	43
Attended other meetings	31%	55
Dates of meeting not convenient	30%	53
Not interested in meeting program	7%	12
Other (please specify)	30%	54
Total Respondents: 179		

All symposia at the annual meeting are currently chosen by the vice president. Then, a symposium chair is selected and he/she invites presentations for their symposium. Should there be opportunities for individual oral presentations that are not part of these symposia?

ANSWER CHOICES	RESPONSES	
Yes	66%	95
No	10%	15
Not sure or no opinion	24%	34
TOTAL		144

Do you think the annual meeting should have concurrent sessions so more people can give oral presentations and a greater range of topics can be presented?

ANSWER CHOICES	RESPONSES	
Strongly agree	19%	27
Agree	40%	58
Neither agree nor disagree	12%	17
Disagree	19%	27
Strongly disagree	10%	15
TOTAL		144

If you were to change the annual meeting in some way, how would you change it? (Most common answers indicated)

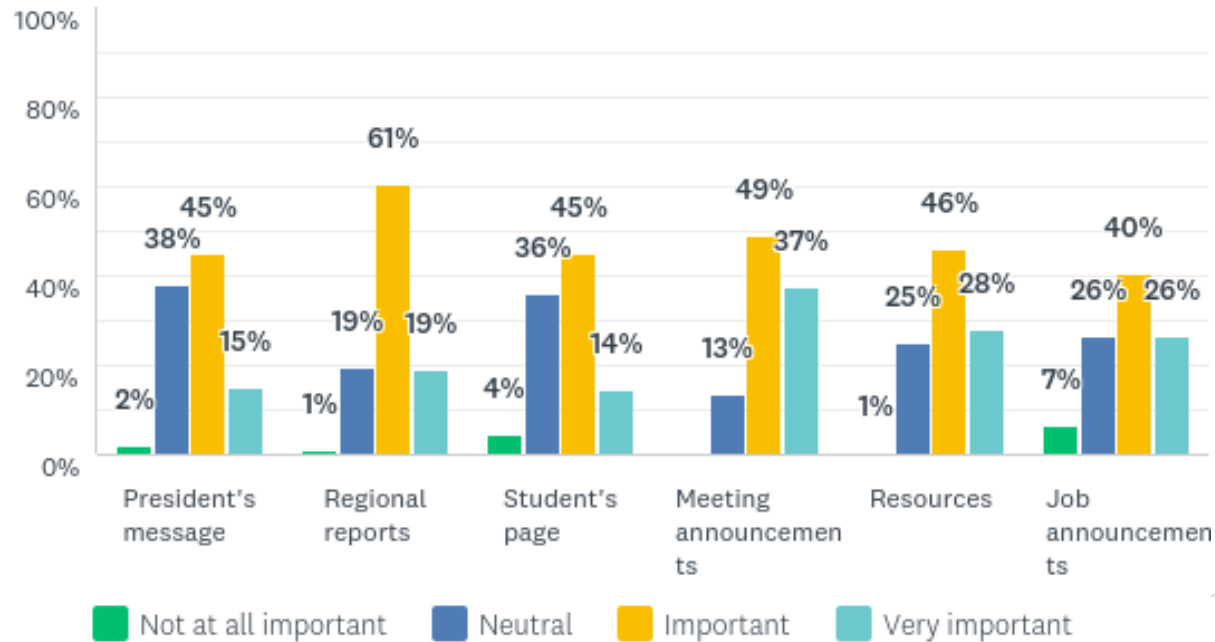
Suggested changes	Number responses
Other oral speakers beyond those invited	22
No change in meeting	18
Concurrent sessions	9
Open opportunity to submit symposium proposals	6
Timing - later in year, regular dates	6
Lightning rounds/shorter presentations	5
Program committee	4
More convenient venue	4

SOVE Newsletter

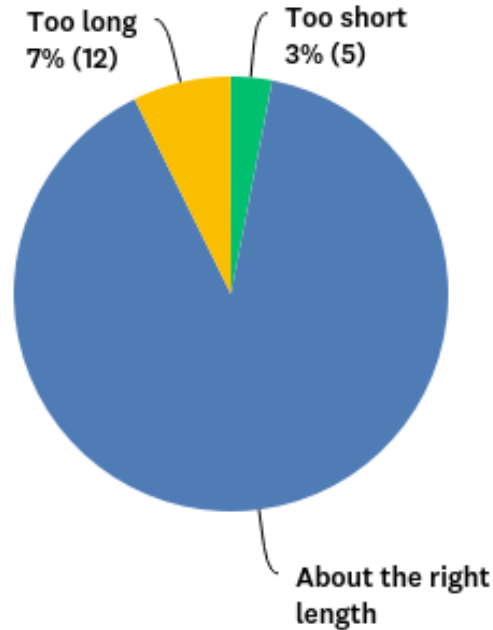
Do you read the SOVE newsletter?

ANSWER CHOICES	RESPONSES	
I read all of the newsletters	37%	67
I sometimes read the newsletters	45%	81
I rarely read the newsletters	10%	19
I never read the newsletters	8%	15
TOTAL		182

How important to you are the following newsletter sections?



What do you think about the length of the newsletter?



Do you have any suggestions for improving the SOVE newsletter? (Most common answers indicated)

Suggestions	Number
OK as is	11
Shorter, focus on top news, straight to the point	9
More info from other countries	2
Increase diversity of content - focus on members	2

Mentorship

The background features a series of overlapping, semi-transparent green triangles and polygons of various shades, ranging from light lime green to dark forest green. These shapes are primarily located on the right side of the page, creating a dynamic, layered effect. The left side of the page is mostly white, with a thin green triangle visible at the far left edge.

Are you interested in being mentored (by length of SOVE membership)?

Duration of SOVE membership	Interesting in being mentored
<1 year	74%
1 to 5 years	28%
6 to 10 years	8%
More than 10 years	9%

Are you interested in being a mentor (by length of SOVE membership)?

Duration of SOVE membership	Interesting in being mentored
<1 year	83%
1 to 5 years	49%
6 to 10 years	40%
More than 10 years	27%

Limitations

- ▶ It is unknown to what extent do the survey respondents represent the entire SOVE membership.
- ▶ Responses to open ended questions were categorized by a single person.

Conclusions - membership

- ▶ 44% of members have been members for more than 10 years
- ▶ Half (49%) of members are aged 55 years and older
- ▶ Two-thirds of members are male, but the proportion of females is increasing (more than half of those who have been members 1-5 years are female)
- ▶ About half of US members come from two states (CA and FL)
- ▶ SOVE is becoming more international - an increasing proportion of members are from outside the USA
- ▶ SOVE members come from a diversity of work settings

Conclusions - top line priorities

- ▶ Networking was the most commonly mentioned reason for SOVE membership.
- ▶ At least two-thirds of members indicated that increasing the SOVE membership, putting more focus on tick biology, maximizing demographic and professional diversity were somewhat or very important
- ▶ More than 90% of SOVE membership indicated that the annual meeting and the Journal of Vector Ecology were somewhat or very important to SOVE.
- ▶ More than 70% of SOVE membership indicated that the newsletter and increasing advocacy were somewhat or very important to SOVE.
- ▶ Virtual training and workshops were the most common activities mentioned as an additional activity for SOVE.
- ▶ Only one in 10 thought SOVE membership was too expensive.

Conclusions - annual meeting

- ▶ Nearly half said they did not attend the annual meeting because of high travel costs.
- ▶ Two-thirds said there should be speakers other than invited speakers. Only one in 10 did not think this was a good idea.
- ▶ 59% were in favor of having concurrent sessions to allow for more speakers. 29% were not in favor.
- ▶ In an open-ended question about changing the meeting, there was general sentiment about having more participation by the membership (more oral speakers, more transparency about symposium proposals, program committee). However the second most common response was to not change the meeting.

Conclusions - newsletter

- ▶ Nearly 80% of the membership reads the newsletter at least sometimes
- ▶ The length of the newsletter is about right
- ▶ All of the sections are deemed of about equal importance
- ▶ There were few comments in an open ended question about changing the newsletter. Those focused on making the content more targeted and succinct, possibly by giving the regional reports a standard format.

Conclusions - mentorship

- ▶ About half of SOVE members 10 years or less were interested in being mentors.
- ▶ About four-fifths of members less than one year and about one-quarter of members one to five years were interested in being mentored.
- ▶ Members over 10 years had little interest in mentoring or being mentored.